




Key Instant Recall Facts

Reception – Spring 1

I can name and order the numbers to 10.

By the end of this half term, children should know the following facts. The aim is for them to recall these facts **instantly**.

one	1	●
two	2	●●
three	3	●●●
four	4	●●●●
five	5	●●●●●
six	6	●●●●●●
seven	7	●●●●●●●
eight	8	●●●●●●●●
nine	9	●●●●●●●●●
ten	10	●●●●●●●●●●




Key Vocabulary

zero, one, two, three, four, five, six, seven, eight, nine, ten

What comes **next**?

After, before



Scan the QR code to take you to a teddy counting game.

Top Tips

Number hunt – Put a poster of the numbers around the house. When your child finds it, ask them the number name.

Dot to Dot – Print some out or have a go at drawing your own simple one.

<https://www.cool2bkids.com/dot-to-dot-1-10/>

Use practical resources

- Your child has one potato on their plate and you give them three more. Can they predict how many they will have now?
- Write the digits 0–10 in bun cases or on paper plates and then order them. You could then use some kitchen tongs to place the correct number of items in each case/on the plates.

Sort the numbers – Write the numbers on cards. Ask your child to order the numbers.

Singing counting songs and nursery rhymes – Find a variety of them here:

<https://www.bbc.co.uk/teach/school-radio/nursery-rhymes-counting-songs/zn67kmm>

Play online games - <https://www.topmarks.co.uk/maths-games/3-5-years/counting>



Key Instant Recall Facts

Nursery – Spring 1

I can spot patterns.

By the end of this half term, children should know the following facts. The aim is for them to recall these facts **instantly**.



Key Vocabulary

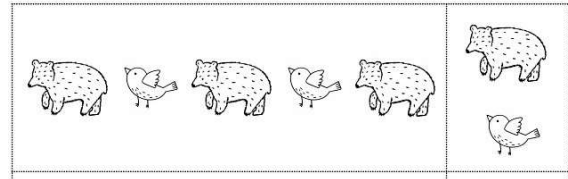
Pattern

Repeating

What comes next?

sequence

Look at the patterns. Color to show which animals come next.



Top Tips

Scan the QR code to be taken to a 'Finish the pattern game'...



The best, and easiest, way to learn this skill is to make it part of your everyday life and activities. It includes talking about days of the week, months of the year, seasons etc.

Play games – make repeating patterns of toys e.g. red car, yellow car, red car, yellow car...

Online - [Shape Patterns \(topmarks.co.uk\)](https://www.topmarks.co.uk/Shape-Patterns)

Get outside – look at leaves and make repeating patterns of different shape/colour ones, look at patterns on animals, take note of the seasons as they change from one to another.

Listen to songs – In the car, at home, whilst waiting for a bus etc.! [Patterns and shapes - Math Song | Nursery Rhymes & Kids Songs - YouTube](#)

Read (or watch) stories and nursery rhymes – Stories that revolve around the sequences of number include Goldilocks and the Three Bears, Three Blind Mice, the Three Little Pigs, Three Billy Goats Gruff etc. They often include repeated patterns of lyrics.

